

FN-150 Turret update January 2019

December finished with a control shaft centre support and solenoid bracket to replicate, the right control handle to finish and then continue with the control system. Copying the bracket parts was a joy and very reminiscent of airframe repairs on the Wessex aircraft.



The bracket was then assembled, fitted, removed, tweaked about and then finally fitted onto the Valve Box. This took quite a while as I was keen to make this fit the final one. Once the bracket was in the Firing Relay could be fitted alongside its junction box, both of which have their own brackets. When the triggers are pulled, this relay closes and activates the two firing solenoids, the firing solenoids withdraw, pulling a Bowden cable which in turn fires the guns.






The right side control handle was finished off and then sprayed. In the FN-150 the guns were electrically fired and so both handles will need to have a firing micro switch fitted – I will need to try to find a pair of these and then produce their mounting brackets.



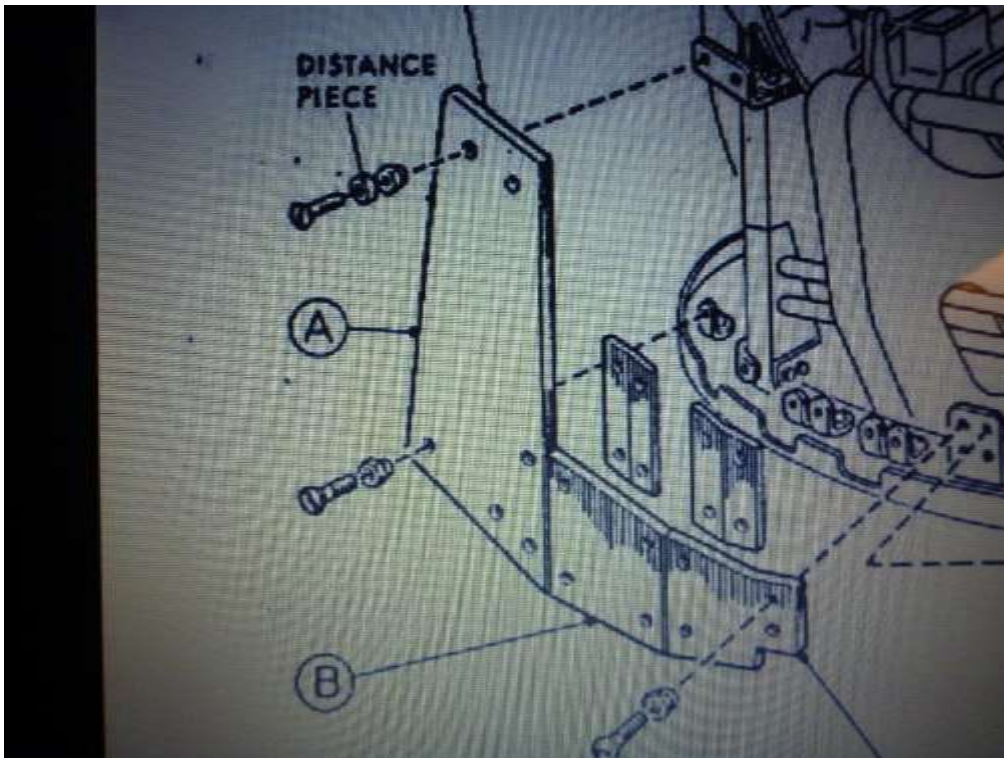
The Face Protection Armour Plate could now go in as all work in the area has been completed. Sadly, most of the above work disappears from view at this point. For completeness the Control Panel was then fitted after having added the missing socket at the bottom right. In time this will need to be removed so that the wiring can go in but that will be way down the line.



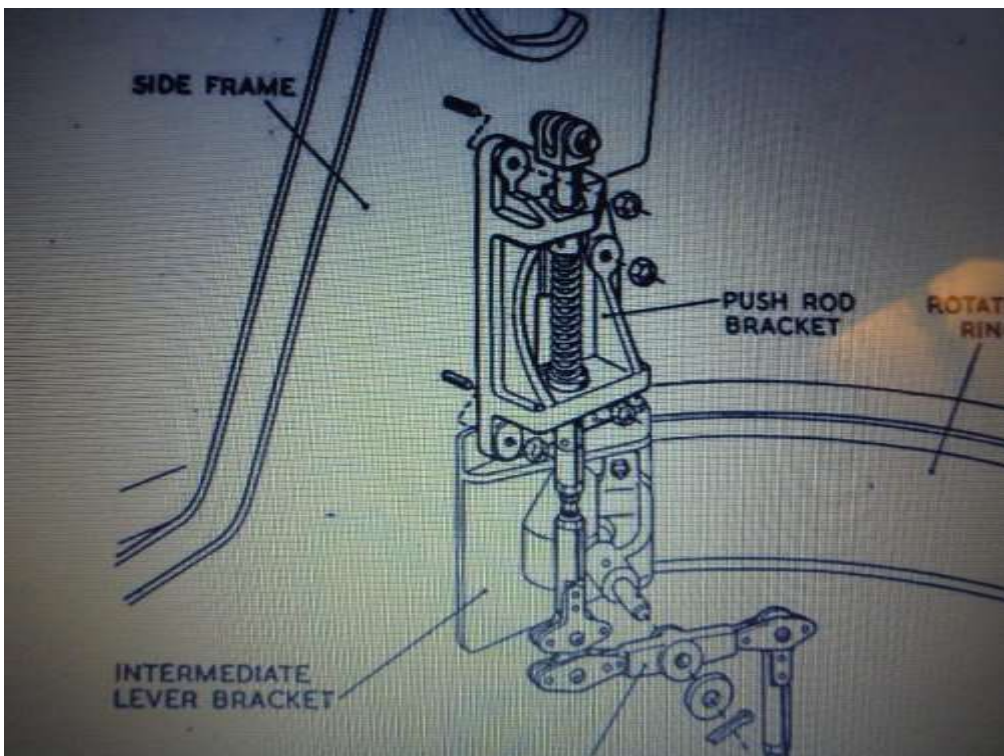
The Above Turret Ring Armour Plate was the next assembly to go into this, already overcrowded, area. Unfortunately, the two largest panels of this assembly are missing (see below) and if these cannot be found then they can be replicated.



This is a long shot. Have any of the readership seen or got any of the following missing parts? Firstly, the two large plates of the above turret ring armour plate assembly.



Secondly, the push rod assembly which is the upper most part of the interrupter gear. Both this and the missing armour can go in at a later date but it would be nice to get them in as soon as possible.



The area between the two side frames is now all but complete with just a little cleaning and touching up of paint to be done. It seems to make sense to move on to the two Gun Cradles for February although these are very complex assemblies in their own right and may run into March as well.