


FN82 update November 2022

The main thrust of the work during November was to steadily re-build the turret from all of the restored parts. In theory I'm sure it should have just fallen together, but with all of the restoration work done it was always likely that some parts would be reluctant to slip into place – most behaved.


First in was the ammunition Servo Feed assembly. This is now held in with its full compliment of 12 bolts, rather than the three that were there when I removed it.




The Servo Feed Assembly

Next in was the Rotation Stop. This is the part that stops the guns striking the airframe in the heat of battle and aligns with two castings on the fixed turret ring to stop the turret at about 90 degrees rotation in either direction.

This was followed by the Voltage Regulator which bolts to the accommodation plate at the back left of the turret. On top of this should be mounted the Height and Speed Control Unit, however, this is absent on this turret.




The Rotation Stop



The Voltage Regulator and blanking plate where the Height and Speed unit should be

Then followed the Gun Cradles with their associated control rods and ammunition entry guides. With these in place, the turret does begin to look almost complete from the front.



The right Gun Cradle

Returning to the rear of the turret, the Valve box assembly can go in and the majority of the hydraulic lines can be connected. In this image, the top right strut awaits a new end fitting.




The Valve Box assembly

Also fitted from the rear is the Instrument Panel and Control Column. These help to provide an almost finished look to the turret, even if it isn't almost finished.



Left side of the Instrument Panel



Right side of the Instrument Panel



The Control Column.

The plan for December is to tidy up several odds and ends that need to be resolved before the Cupola can be finally fitted. This includes embodying several modifications such as the move of the Oxygen Economiser and the fitting of a revised seat. Also, at this point the elevation mechanism needs to be fixed to prevent the guns bouncing around during taxi runs.

If that all goes to plan, the Cupola can be fitted and we're almost there.